

Hartville Hardware & Lumber

TRIMBOOK



Hartville
HARDWARE & LUMBER

AMERICA'S LARGEST INDEPENDENT HARDWARE STORE

Since 1972 Hartville Hardware has continuously operated on a foundation of integrity, and serving the surrounding community. We emphasize being responsive to our customer's needs with a friendly smile, a helpful hand, and no sales pressure. Based on these guiding principles, Hartville Hardware has evolved from a small-town hardware store to the largest independent hardware store in the nation.



Table of Contents

3 - 4	Casing
5 - 6	Baseboard
7-8	Crown Molding
9	MDF
10 - 11	Primed-Finger-Joint
12	Chair Rail
13	Window Sill & Nosing
14 - 16	Miscellaneous Molding
17 - 19	Stair Parts
20 - 21	Stock Interior Doors
22	Shiplap
23	Boards
24	Plywood
25	Exterior Trim
26	S4S Board Chart
27	Mill




Our three-lane, 30,000-square-foot drive-thru lumber yard is fully stocked with high-quality lumber and building materials. From traditional lumber to millwork and pre-hung doors, and more, we pride ourselves on providing you with the right materials to complete your project.




Casing


C1 9/16 x 2-1/4 P O M C



C2 9/16 x 2-1/4 P O M C




C3 3/4 x 2-1/2 P O M C




C4 3/4 x 2-1/2 P O M C







C5 3/4 x 2-3/4 P O M C



C6 3/4 x 3-1/2 P O M C



Casing



P POPLAR

O OAK

M MAPLE

C CHERRY

PG 4

● IN-STOCK **○** SPECIAL ORDER

Baseboard

B1 9/16 x 2-1/4 P O M C



A horizontal baseboard profile with a decorative top edge and a simple bottom edge.

B2 9/16 x 2-1/4 P O M C



A horizontal baseboard profile with a decorative top edge and a simple bottom edge, similar to B1 but with a slightly different top profile.

B3 3/4 x 2-1/2 P O M C



A horizontal baseboard profile with a decorative top edge and a simple bottom edge.

B4 3/4 x 2-1/2 P O M C



A horizontal baseboard profile with a decorative top edge and a simple bottom edge.

B5 3/4 x 2-3/4 P O M C



A horizontal baseboard profile with a decorative top edge and a simple bottom edge.

B7 11/16 x 3-1/2 P O M C



A horizontal baseboard profile with a decorative top edge and a simple bottom edge.

B8 5/8 x 5 P O M C

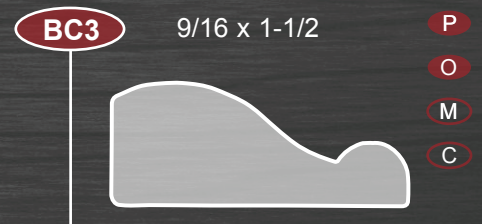
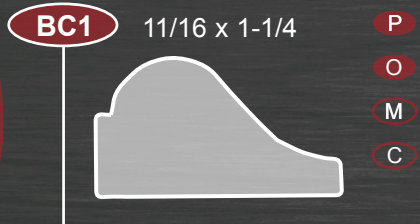


A horizontal baseboard profile with a decorative top edge and a simple bottom edge.

Baseboard



Base Cap



P POPLAR

O OAK

M MAPLE

C CHERRY

● IN-STOCK ○ SPECIAL ORDER

Crown Molding

<p>CM1 3/4 x 3/4 P O M C</p>	<p>CM2 5/8 x 1-3/4 P O M C</p> <p>1-1/4" (width) 1-1/4" (height)</p>
<p>CM3 3/4 x 1-3/4 P O M C</p> <p>1-1/4" (width) 1-1/4" (height)</p>	<p>CM4 3/4 x 2-3/8 P O M C</p> <p>1-11/16" (width) 1-11/16" (height)</p>
<p>CM5 3/4 x 2-3/4 P O M C</p> <p>1-5/8" (width) 2-1/4" (height)</p>	
<p>CM6 3/4 x 3-1/4 P O M C</p> <p>1-7/8" (width) 2-21/32" (height)</p>	
<p>CM7 3/4 x 4-1/4 P O M C</p> <p>2-5/8" (width) 3-3/8" (height)</p>	
<p>CM8 3/4 x 5-1/4 P O M C</p> <p>3" (width) 4-5/16" (height)</p>	
<p>CM10 3/4 x 3-5/8 CM11 P O M C</p> <p>2-1/2" (width) 2-1/2" (height)</p>	<p>CM11 1/2 x 5/8 P O M C</p>

PRIMED MEDIUM DENSITY FIBERBOARD **PG 7**

● IN-STOCK ○ SPECIAL ORDER

Crown Molding

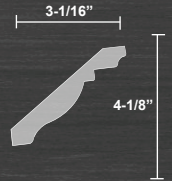
CM12 1-1/4 x 2-1/4

P **O** **M** **C**



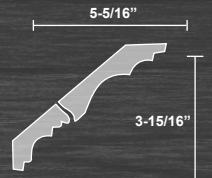
CM13 7/8 x 5-1/4

P **O** **M** **C**



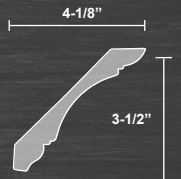
CM14 7/8 x 6-1/2

P **O** **M** **C**



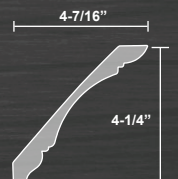
CM15 13/16 x 5-1/4

P **O** **M** **C**



CM16 13/16 x 5-1/4

P **O** **M** **C**



P POPLAR

O OAK

M MAPLE

C CHERRY

PG 8

● IN-STOCK **○** SPECIAL ORDER

MDF



B1AMDF

1/2 x 3-1/4



B1MDF

1/2 x 3-1/4



C1AMDF

9/16 x 2-1/2



C1MDF

5/8 x 2-1/4



C6MDF

3/4 x 3-1/4



CM6MDF

5/8 x 3-5/8



C682MDF

1 x 3-1/4

CM8MDF

5/8 x 5-1/4




B8MDF

9/16 x 5-1/4



B12MDF

5/8 x 7-1/4



B430MDF

9/16 x 5-1/2



SOLD BY PIECE ONLY

P POPLAR

O OAK


M MAPLE

C CHERRY

PG 9

● IN-STOCK **○** SPECIAL ORDER

Primed Finger-Joint



M1PFJ

1/2 x 3/4

C1PIPFJ

9/16 x 2-1/4

C2PIPFJ

11/16 x 2-1/4

C3PFJ

3/4 x 2-1/2

CTCPIPFJ

11/16 x 3-1/2

C17PIPFJ

11/16 x 2-1/4


C27PIPFJ

11/16 x 2-1/4

CTBPIPFJ

9/16 x 5-1/4

Primed Finger-Joint



C6PFJ

3/4 x 3-1/2

C6PIPFJ

11/16 x 3-1/4

B2PIPFJ

9/16 x 3-1/4

B1PIPFJ

9/16 x 2-1/4





B3PFJ

3/4 x 2-1/2

B8PIPFJ

5/8 x 5

Chair Rail



P POPLAR

O OAK


M MAPLE

C CHERRY

PG 12

● IN-STOCK ○ SPECIAL ORDER

Window Sill & Nosing



WS1

3/4 x 2-1/2

P **O**
M **C**



WS2

1-1/16 x 3-1/2

P **O**
M **C**



WS3

1-1/16 x 3-1/2

P **O**
M **C**



WS6

1-1/16 x 1-1/2


P **O**
M **C**



WS7

11/16 x 2-1/2


P **O**
M **C**



WS9

1-1/16 x 5-1/2

P **O**
M **C**



WS10

1 x 3-1/2

P **O**
M **C**

P POPLAR

O OAK



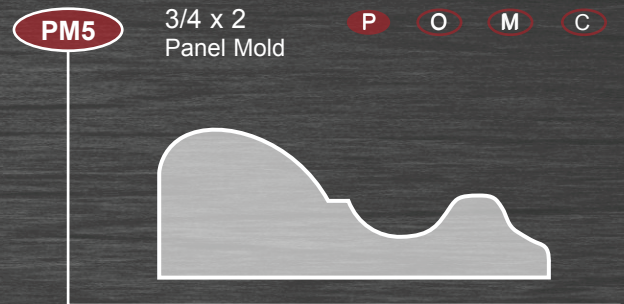
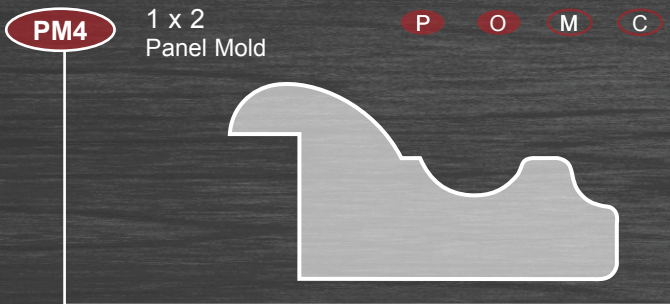
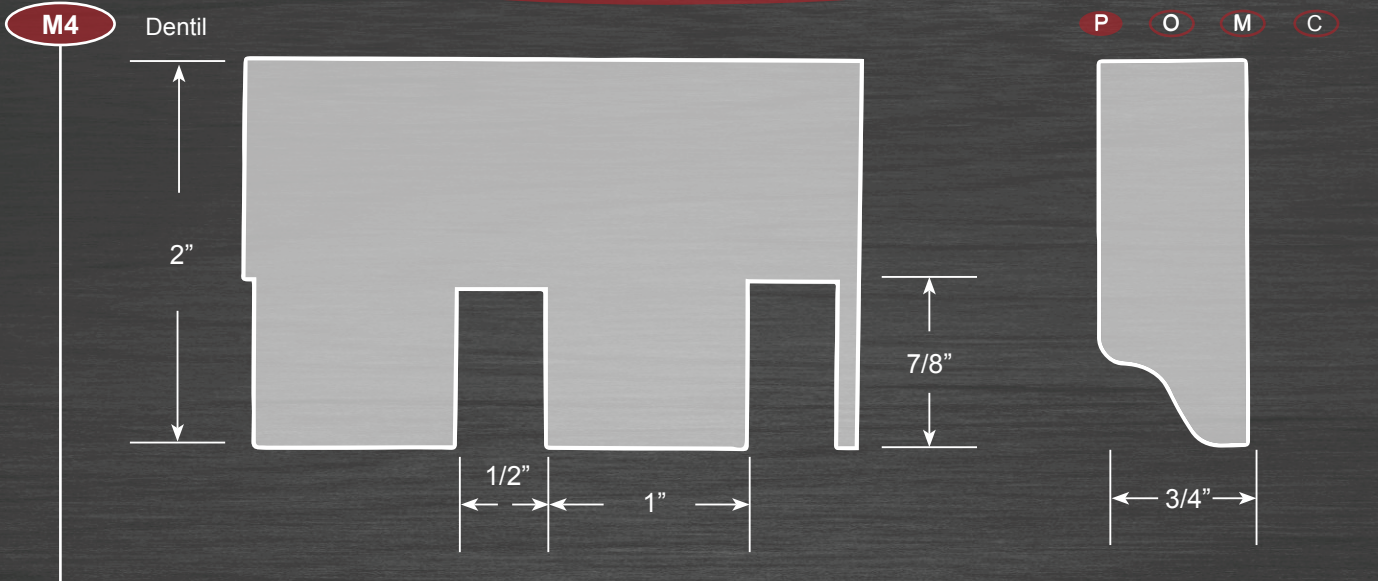
M MAPLE

C CHERRY

PG 13

● IN-STOCK **○** SPECIAL ORDER

Miscellaneous Molding



Miscellaneous Molding


M1 1/2 x 3/4 Shoe Mold P O M C




M2 1/2 x 7/8 Panel Mold P O M C




M3 1/2 x 1-1/8 Drop Panel Mold P O M C




M5 3/4 x 2-1/8 Transition Mold P O M C




M6 1-5/16 x 1-3/8 Backband P O M C



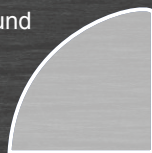
M7 7/8 x 1-1/4 Cabinet Mold P O M C




M8 1/4 x 3/4 Screen Mold P O M



M9 3/4 x 3/4 3/4" Quarter Round P O M C



M10 3/4 x 1-3/8 Astragal Mold P O M C




M11 1/2 x 1-1/8 Madison Mold P O M C



Miscellaneous Molding

M18 3/4 x 3/4
Pencil Mold

P O M C




M20 5/16 x 7/8
Mini Madison Mold

P O M C




M21 1/2 x 1/2
1/2" Quarter Round

P O M C



M22 3/4 X 1-1/8
Backband

P O M C



GB1 3/8 x 5/16
Glass Bead

P O M C



GB2 1/2 x 9/16
Glass Bead

P O M C



OSC1 3/4 x 3/4
Outside Corner

P O M C



OSC2 11/16 x 1-1/16
Outside Corner

P O M C



P POPLAR

O OAK

M MAPLE

C CHERRY

PG 16

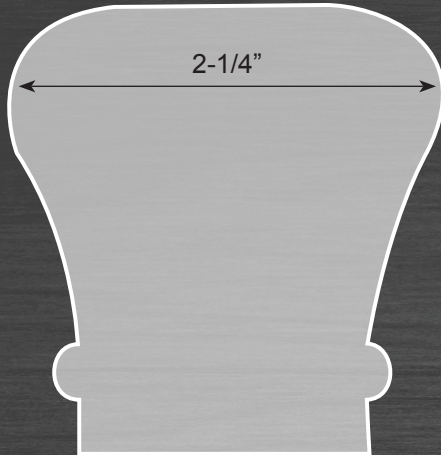
● IN-STOCK ○ SPECIAL ORDER

Stair Parts

B 5200

Poplar: 39702
Oak: 39712
2-1/4 x 2-3/8

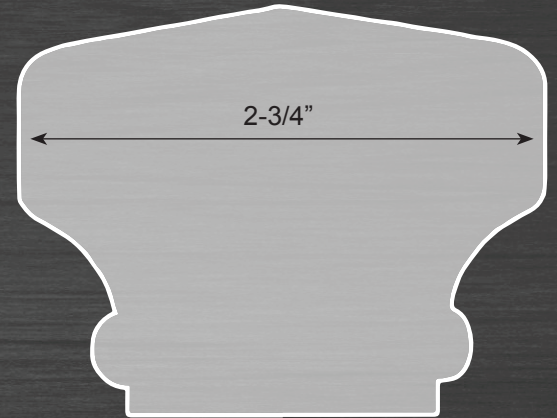
P O
 M C



B 5500

Poplar: 35538
2-3/4 x 2-1/8

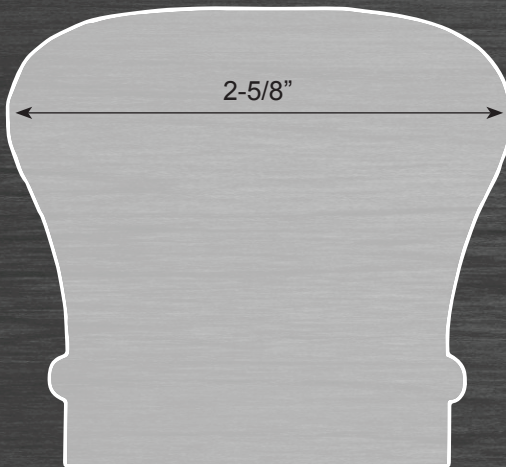
P O
 M C



B 5208

Poplar: 92984
Oak: 92994
2-5/8 x 2-3/8

P O
 M C



B 5211

Poplar: 45152
Oak: 39672
1-1/4 x 3/8


P O
 M C



B 5042

Poplar: 92964
Oak: 92965
2-1/4 x 1-1/8


P O
 M C



B 5210

Poplar: 45142
3/4 x 2-1/2

P O
 M C



B 5260

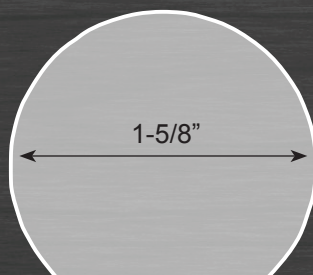
Poplar: 45162
Oak: 39662
1-3/4 x 3/8

P O
 M C



Handrail


Pine/Fir: 39522
1-5/8 x 1-7/16



B 6175

Poplar: 1587998
Oak: 1588001
3/4 x 2-1/2

P O
 M C



P POPLAR

O OAK

M MAPLE

C CHERRY

PG 17

IN-STOCK SPECIAL ORDER

Stair Parts - Newels

B 3240

P O
 M C
 Poplar: 92944
 Oak: 92934
 3" x 48"

4091

P O
 M C
 Poplar: 77476
 6-1/4" x 55"

4091FP

P O
 M C
 Poplar: 77478
 6-1/4" x 55"

4091RP

P O
 M C
 Poplar: 77480
 6-1/4" x 55"

B 4245

Wooden Baluster

Primed: 1587983
 1-1/4" x 36"
 Primed: 1587986
 1-1/4" x 42"
 Poplar: 1587812
 1-1/4" x 34"
 Poplar: 1587815
 1-1/4" x 38"

4000

Craftsman Newel

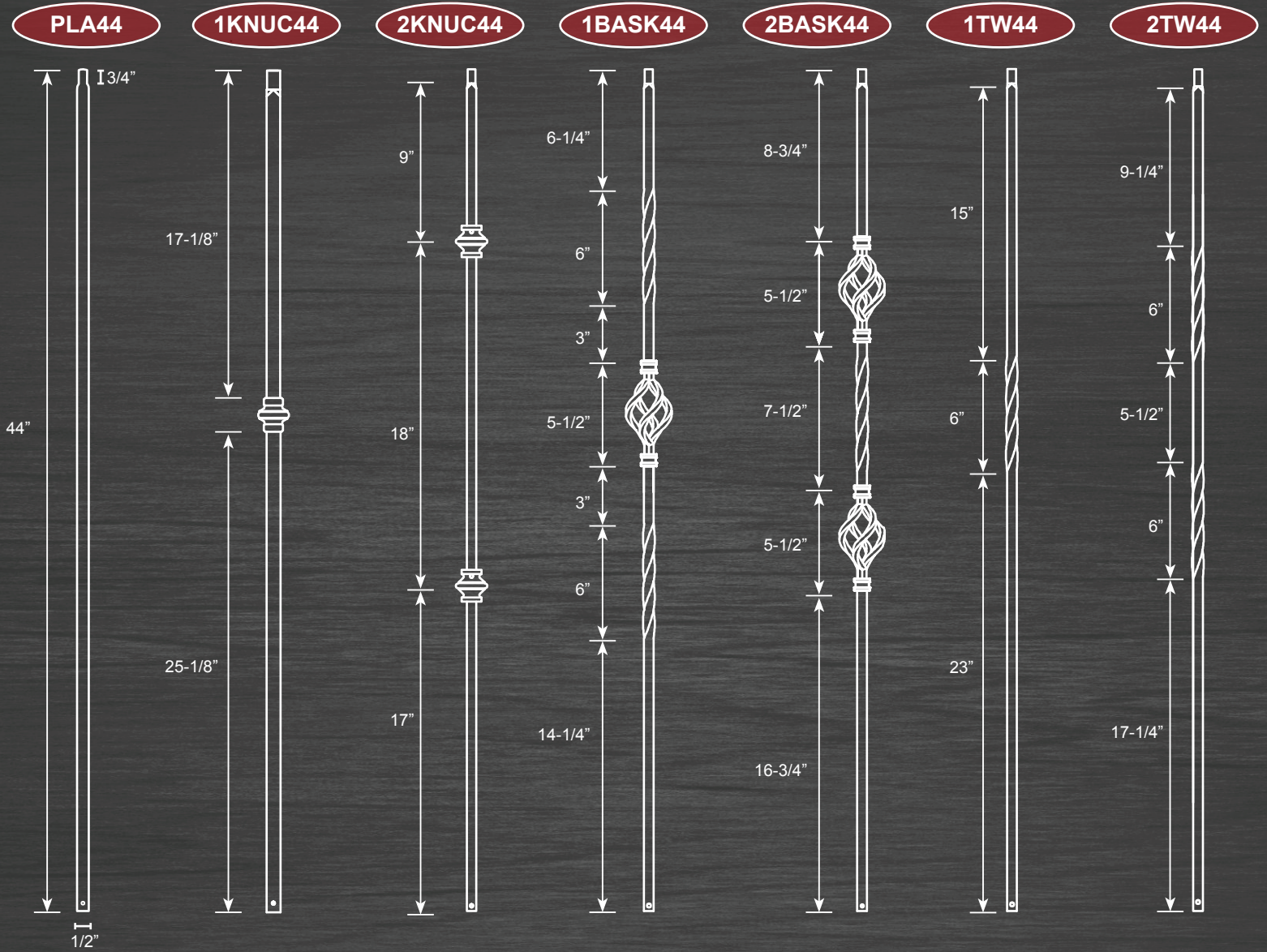
P O
 Oak: 1587992
 Poplar: 1587995
 3-1/2" x 47-1/2"
 LJ=4000
 3-1/2 BLK

48"

Treads

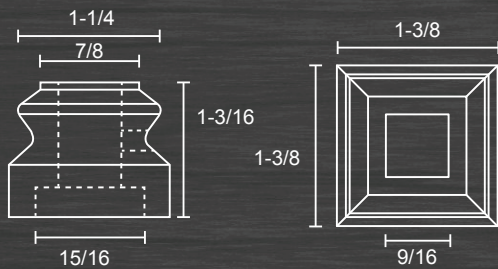
- 10.5 x 36" Stair Tread O
- 10.5 x 42" Stair Tread O
- 10.5 x 48" Stair Tread P O
- 10.5 x 60" Stair Tread P O
- 10.5 x 48" Stair Tread Return P O
- 11.5 x 48" Carpet Tread

Iron Balusters



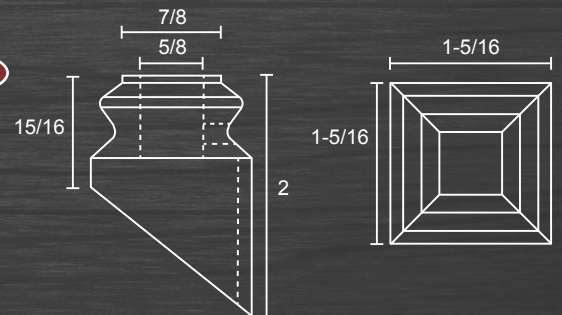
M06

Baluster Flat Shoe Black



PSH02

Baluster Rake Shoe Black



Stock Interior Doors



Textured Colonist
Hollow Core




Carrara
Hollow & Solid
Core



Smooth Colonist
Hollow & Solid
Core



Craftsman
Hollow & Solid
Core



Caiman
Hollow Core



Sante Fe
Hollow Core



Flush Birch
Hollow Core



Birkdale
Hollow Core



Monroe
Hollow Core



1TM
MDF



2TM
MDF



Stocked Bifolds

HC Textured Colonist
2/0 , 2/6, 3/0

HC Flush Birch
2/0, 2/6, 3/0

HC Carrara
2/0, 2/6, 3/0

Stock Interior Doors



Pre-hung Interior Doors

Textured Colonist
6'8" Hollow Core
Stocked as Pre-hung Unit

Carrara
6'8" Hollow Core
Stocked as Pre-hung Unit

Jamb Options

PFJ, Pine Veneer, Poplar, Oak, Oak Veneer
4-5/8", 5-1/4", 6-5/8"

.750 x 4.625"




.750 x 5.25"



.750 x 6.562"



Hinge Options



Satin Nickel



Antique Brass



Flat Black




Dull Brass



Antique Nickel



Oil Rub Bronze



Polished Chrome

Door Stop

S1

1/2 x 1-3/8



- P
- O
- M
- PFJ
- PINE

S2

1/2 x 1-3/8



- P
- O
- PINE

S3

7/16 x 1-3/8



- P
- PFJ
- PINE



POPLAR



OAK



MAPLE



CHERRY



PRIMED FINGER JOINTED



PINE

PG 21

IN-STOCK


SPECIAL ORDER

Shiplap

869SHIPLAP

1/2 x 5

P



1206428


1/4 x 5

P



1532594

3/4 x 5-1/2 Pine - Prefinished Clear Coat




SL5MDF

17mm x 5-3/16 MDF T&G Shiplap




SL7MDF

17mm x 7-1/4 MDF T&G Shiplap



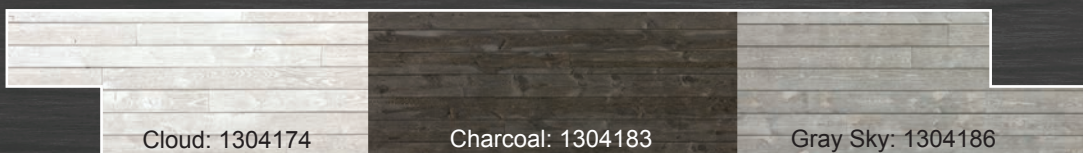
Prefinished T&G Barnwood

3/4 x 7-1/4



Prefinished Shiplap

3/4 x 5-1/2



P POPLAR

O OAK

M MAPLE

C CHERRY

PG 22

● IN-STOCK ○ SPECIAL ORDER

Boards

Siding

- 1/2x6 A&BTR Bevel (61921)
- 1/2x8 A&BTR Bevel (61922)
- 3/4x10 A&BTR Bevel (61923)
- 11/16x8 Select Tight Knot (STK) Bevel (61927)
- 1x6x12' Rough Sawn V-joint (61912)
- 1x6x14' Rough Sawn V-joint (61914)
- 1x6x16' Rough Sawn V-joint (61916)

Boards-3 & Better S1S2E (Rough 1 side, Smooth 1 side)

- 1x4
- 1x6
- 1x8
- 1x10
- 1x12

Dimensional Rough Appearance Grade

- 2x4
- 2x6
- 2x8
- 2x10
- 2x12
- 4x4
- 6x6

Patterns & Siding

- 1x6 T&G Barn Siding ECB
- 1x6 T&G Barn Siding V-groove
- 1x8 T&G Barn Siding V-groove

White Pine Boards

- 1x4 • 1x6 • 1x8 • 1x10 • 1x12

Plywood

	1/4"	3/8"	1/2"	5/8"	3/4"
Birch	A-4		A-1		A-1 & C-3
Red Oak	A-4		A-1		A-1
Poplar	A-4				B-2
Cherry	A-4				A-1
Maple	A-4				B-2
Baltic Birch	1/8" & 1/4"				
Bead Board Oak, Birch, Primed MDF					
Knotty Alder	B-C				B-C

Melamine-White <small>Also in: 12"x 8', 12' 16"x 8', 24"x 8'</small>					
Particle Board <small>Also in: 25" x 8', 10', 12'</small>					
MDF					
Ultraply					
Bending Luan-Barrell Bend					

A-C Fir					
B-C Yellow Pine					
CDX Yellow Pine					
Yellow Pine Underlayment					T & G
CDX Treated Yellow Pine					
Marine A-B Fir					
OSB		7/16"			T & G
Advantech Underlayment					T & G
MDO/HDF					
Rough Fir Breckenridge®					

POPLAR

OAK

MAPLE

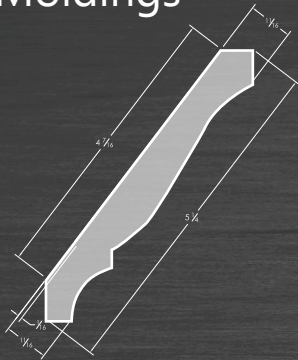
CHERRY

PG 24

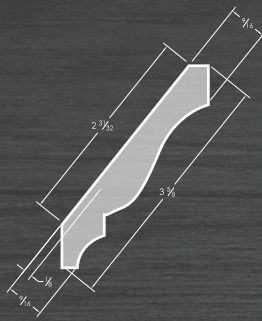
IN-STOCK SPECIAL ORDER

Exterior Trim

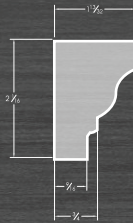
Moldings




1 1/16" X 5-1/4" X 16'
Crown AZM45
(38539)



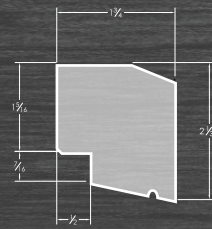
9/16" X 3-5/8" X 16'
Crown AZM49
(38541)



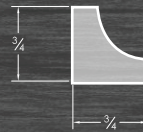
1-13/16 X 2-1/16" X
16' Rams Crown
AZM6934
(38542)



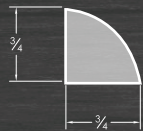
9/16" X 1-3/4" X
16' Crown AZM75
(38543)



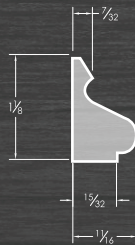
1-3/4" X 2-1/32" X 16'
Historic Sill AZM6930
(38544)



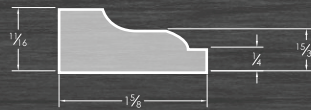
3/4" X 3/4" X 16'
Cove AZM93
(38545)



3/4" X 3/4" X 16'
Qtr Round AZM105
(38547)



1 1/16" X 1-5/8" X 16'
Base Cap AZM164
(38549)



1 1/16" X 1-5/8" X 16'
Shingle Mold AZM210
(38551)

Trim Boards

Frontier Style-S1S2E

(Rough 1 Side, Smooth 1 side)

- 1x4x12' & 18'
- 1x6x12' & 18'
- 1x8x12' & 18'
- 1x10x18'
- 1x12x18'
- 1x16x18'
- 5/4x4x18'
- 5/4x6x18'

Sheet Goods

- 1/2x4x8' S4S
- 3/4x4x8' S4S

Glue

- 4 OZ. AZEK PVC Cement
(50992)
- 16 OZ. AZEK PVC Cement
(62184)

Paint Pro

- 1x4x16
- 1x6x16
- 1x8x16
- 1x10x16
- 1x12x16

S4S Board Chart

SKU	S4S BOARDS	P POPLAR	O OAK	M MAPLE	C CHERRY	W WALNUT	H HICKORY	B BIRCH
1X2	3/4" X 1-5/8"	P	O	M	C	W	H	
1X2N	3/4" X 2"	P	O	M	C			
1X3	3/4" X 2-1/2"	P	O	M	C			
1X4	3/4" X 3-1/2"	P	O	M	C	W	H	
1X6	3/4" X 5-1/2"	P	O	M	C	W	H	B
1X8	3/4" X 7-1/4"	P	O	M	C	W	H	
1X10	3/4" X 9-1/4"	P	O	M	C			
1X12	3/4" X 11-1/4"	P	O	M	C			

1NX4	1N X 3-1/2"	P	O					
1NX6	1N X 5-1/2"	P	O	M	C			
1NX8	1N X 7-1/2"	P	O					
1NX12	1N X 11-1/4"	P	O					
2X2	1-1/2" X 1-1/2"	P	O					
2X4	1-1/2" X 3-1/2"	P	O					
2X6	1-1/2" X 5-1/2"	P	O					
2X8	1-1/2" X 7-1/2"	P	O					

1/4X2	1/4" X 1-5/8"	P	O					
1/4X3	1/4" X 2-1/2"	P	O					
1/4X4	1/4" X 3-1/2"	P	O	M	C			
1/4X6	1/4" X 5-1/2"	P	O					
1/4X8	1/4" X 7-1/2"	P	O					
1/4X12	1/4" X 11-1/4"	P						
1/2X4	1/2" X 3-1/2"	P	O					
1/2X6	1/2" X 5-1/2"	P	O	M	C			
1/2X8	1/2" X 7-1/2"	P	O					

SKU	S4S BOARDS	PFJ PRIMED FINGER JOINTED POPLAR	MDF MEDIUM DENSITY FIBERBOARD
1X4X16	3/4" X 3-1/2"	PFJ	MDF
1X6X16	3/4" X 5-1/2"	PFJ	MDF
1X10X16	3/4" X 9-1/2"		

P POPLAR

O OAK

M MAPLE

C CHERRY

PG 26

● IN-STOCK **○** SPECIAL ORDER

Mill

CUSTOM MILWORK THE RIGHT PRODUCT SELECTION

Does your project require a special order or non-stock moldings? Not a problem. We can special order any material that's not in stock, and we can even go the extra mile and help design and mill a profile to your unique specifications.

Our on site Mill can help bring your ideas to life. We have the ability to create custom moldings, interior doors, custom barn doors, floating shelves and more. We also offer: ripping, planing, cut-to-length, router work, at sanding and glue-ups. Some exclusions may apply.





TRIM & MOLDING

DOORS

WINDOWS

DECKING

RENTAL SERVICE



JELD-WEN
WINDOWS & DOORS

1315 EDISON ST NW, HARTVILLE, OH 44632

330-877-3631

HARTVILLEHARDWARE.COM

MON-FRI 7AM-7PM, SAT 8AM-6PM, CLOSED SUNDAY